

# Start z MBROLA

Oprogramowanie użytkowe  
Jolanta Bachan  
2008-06-03

# Ściągnij MBROLE

- Idź do strony MBROLI z danymi do ściągnięcia <http://tcts.fpms.ac.be/synthesis/mbrola.html>
- Kliknij na “MBROLA binary and voices”.



MIRROR SITES

New : TTSBOX

Home

License

Download

Text-to-speech

Keep in touch

Contribute!

The FAQ

News

People

Projects

MaxMBROLA Project

MBROLA Hall of fame

Email us

TTS Group

Home Lab

Videos!



Stats

# The MBROLA Project

Towards a Freely Available Multilingual Speech Synthesizer

1996 - 2006: 10 years! Happy Birthday MBROLA



MBROLA reads EmbROIA/, think of "umbrella"...



Winner of the IT European Award 1996





MIRROR SITES

New : TTSBOX

- Home
- License
- Download
- Text-to-Speech
- Keep in touch
- Contribute!
- The FAQ
- News
- People
- Projects
- MaxMBROLA Project
- MBROLA Hall of fame
- Email us

- TTS Group
- Home Lab
- Videos!



# Downloading MBROLA

## LICENSE AGREEMENT

Have you read the license agreement for non-commercial, non-military use of the program and databases ? If not, click [here](#).

If you don't agree with the terms of these licenses, stop here and contact : [Mbrola Team](#).

If you do agree, go ahead.

## Don't forget to subscribe to the MBROLA mailing list :

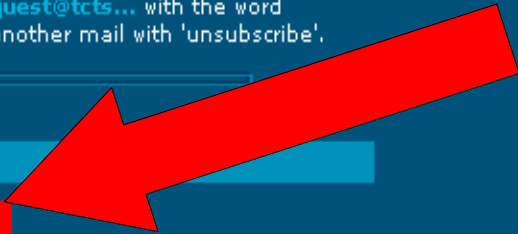
[mbrola-news@tcts...](mailto:mbrola-news@tcts...) : subscribe to be informed of latest binary and language releases. Send an email to [mbrola-news-request@tcts...](mailto:mbrola-news-request@tcts...) with the word 'subscribe' in either the header or the main text. There is also a forum for MBROLA user's questions and issues, [mbrola-interest%40tcts.fpms.ac.be](mailto:mbrola-interest%40tcts.fpms.ac.be) (sharing .pho files or free applications running on top of Mbrola). Send an email to [mbrola-interest-request@tcts...](mailto:mbrola-interest-request@tcts...) with the word 'subscribe' in either the header or the main text. To unsubscribe, just send another mail with 'unsubscribe'.

## What you will have to copy

1) MANDATORY : The kernel, composed of the **MBROLA binary and voices**. The zip files you should copy here depend your operating system and computer. The **binary** itself takes less than 100kb, and a **voice/language** about 5 MBytes.

2) OPTIONAL : The previous binaries can synthesize speech by itslef, or be combined with one of the following:

- FULL TTS SYSTEMS FOR MBROLA** allowing Text To Speech conversion with Mbrola
- MBROLIGN**, a prosody transplantaion tool for Windows. Make it sing, or copy your voice for natural prompts...
- XLANG**, a **cross language adaptation filter** that lets MBROLA speak with foreign accents, using pho files for a language and speaking them with another language database. It is available for Windows, but not for GNU/OS/2. See [http://www.mbrola.com](#) for details.



**MBROLA binary and voices**

- Ściągnij MBROLĘ odpowiednią dla Twojego systemu operacyjnego i zainstaluj program.

The MBROLA PROJECT HOMEPAGE - Mozilla Firefox

File Edit View History Bookmarks Tools Help

http://tcts.fpms.ac.be/synthesis/mbrola.html

Getting Started Latest Headlines Welcome to Gmail Logowanie iTVP - Strona główna TV Links

# Copying the MBROLA Bin and Databases

**MIRROR SITES**

New : TTSBOX

Home  
License  
**Download**  
Text-to-Speech  
Keep in touch  
Contribute!  
The FAQ  
News  
People  
Projects  
MaxMBROLA Project  
MBROLA Hall of fame  
Email us

TTS Group  
Home Lab  
Videos!

Stats

(If your current connection to the MBROLA project is weak, you may want to switch to any of our **MIRROR SITES**).  
Installation and usage of MBROLA.

## 1) Getting the MBROLA binary

Choose the binary file for your OS :

- PC/Windows
- PC/CYGWIN
- PC/DOS
- MAC OS 9
- MAC OS 9 SharedLib!
- MacOSX
- LINUX i386 / ppc / alpha / ultra1
- LINUX / Pocket PC
- LINUX / Ircha / Mbrola / ES1 DBA / Z80
- NetBSD (i386 and sparc) + OpenBSD (i386)
- FreeBSD (i386)
- QNX Os (i386)
- SCO OpenServer 32v5
- BeBox
- BeOs(x86&ppc)
- OS/2
- PC/Solaris2.4
- SUN/SunOS5.4
- SUN/SunOS4.xx
- HPUX9.0 and HPUX10.0
- VAX/VMS V6.2
- DECALPHA(AXP)/VMS 6.2
- NEXT/NEXTSTEP (Intel and Motorola)
- IBM RS6000 AIX 4.1
- SGI INDY/IRIX 5.3 and 6.2
- Symbian | Symbian OS 7

# • Ściągnij głosy MBROLI – bazy difonowe.

The MBROLA PROJECT HOMEPAGE - Mozilla Firefox

File Edit View History Bookmarks Tools Help

http://tcts.fpms.ac.be/synthesis/mbrola.html

Getting Started Latest Headlines Welcome to Gmail Logowanie iTVP - Strona główna TV Links

## 2) Getting the MBROLA Voices

**af1: Afrikaans Male (6.6Mb) Daan Wissing** ←

**us1: American English Female (6.8Mb) Babel Technology** ←

**us2: American English Male (6.3Mb) Babel Technology** ←

**us3: American English Male (6.1Mb) Mike Macon**

**ar1: Arabic Male (5.1Mb) Faculte Polytech. De Mons**

**ar2: Arabic Male (5.6Mb) Abdel Muez Abukhalaf**

**br1: Brazilian Portuguese Male (5.0Mb) Denis R.Costa**

**br2: Brazilian Portuguese Male (8.3Mb) Denis R.Costa**

**br3: Brazilian Portuguese Male (8.6Mb) Denis R.Costa**

**bz1: Breton Female (25.0Mb !) Jean Pierre Messenger**

**en1: British English Male (5.7Mb) Alan V. Black** ←

**ca1: Canadian French Male (12.8Mb) Vincent Arnaud**

**ca2: Canadian French Male (9.8Mb) Silex Creations Inc.**

**cr1: Croation Male (2.9Mb) Juraj Bakran**

**cz1: Czech Female (2.2Mb) Mikulas Pinos**

**cz2: Czech Male (8Mb) Mikulas Pinos**

**nl1: Small Dutch Male (0.4Mb) Arthur Dirksen**

**nl2: Dutch Male (13Mb) Arthur Dirksen**

**nl3: Dutch Female (8.6Mb) Raymond Veldhuis**

**nz1: Maori Male (2.3Mb) Mark R. Laws**

**ee1: Estonian Male (9.2Mb) Meelis Mihkla**

**pt1: European Portuguese Female (7.8Mb) Babel Technology**

**fr1: French Male (4.4Mb) Faculte Polytech. De Mons**

**fr2: French Female (4.8Mb) Celine Egea**

**fr3: French Male (4.8Mb) Babel Technology**

**fr4: French Female (5.4Mb) Babel Technology**

**fr5: French Belgian (4.8Mb) Faculte Polytech. De Mons**

**fr6: French Male (4.4Mb) Faculte Polytech. De Mons**

**fr7: French Belgian (3.7Mb) Faculte Polytech. De Mons**

**de1: German Female (9.9Mb) Fred Englert**

**de2: German Male (9.3Mb) ATIP** ←

**de3: German Female (10.4Mb) ATIP**

**de4: German Male (18.6Mb) University of Stuttgart**

**de5: German Female (13.3Mb) ATIP**

**de6: German Male (48.5Mb) Saarland University**

**de7: German Female (46.5Mb) DFKI**

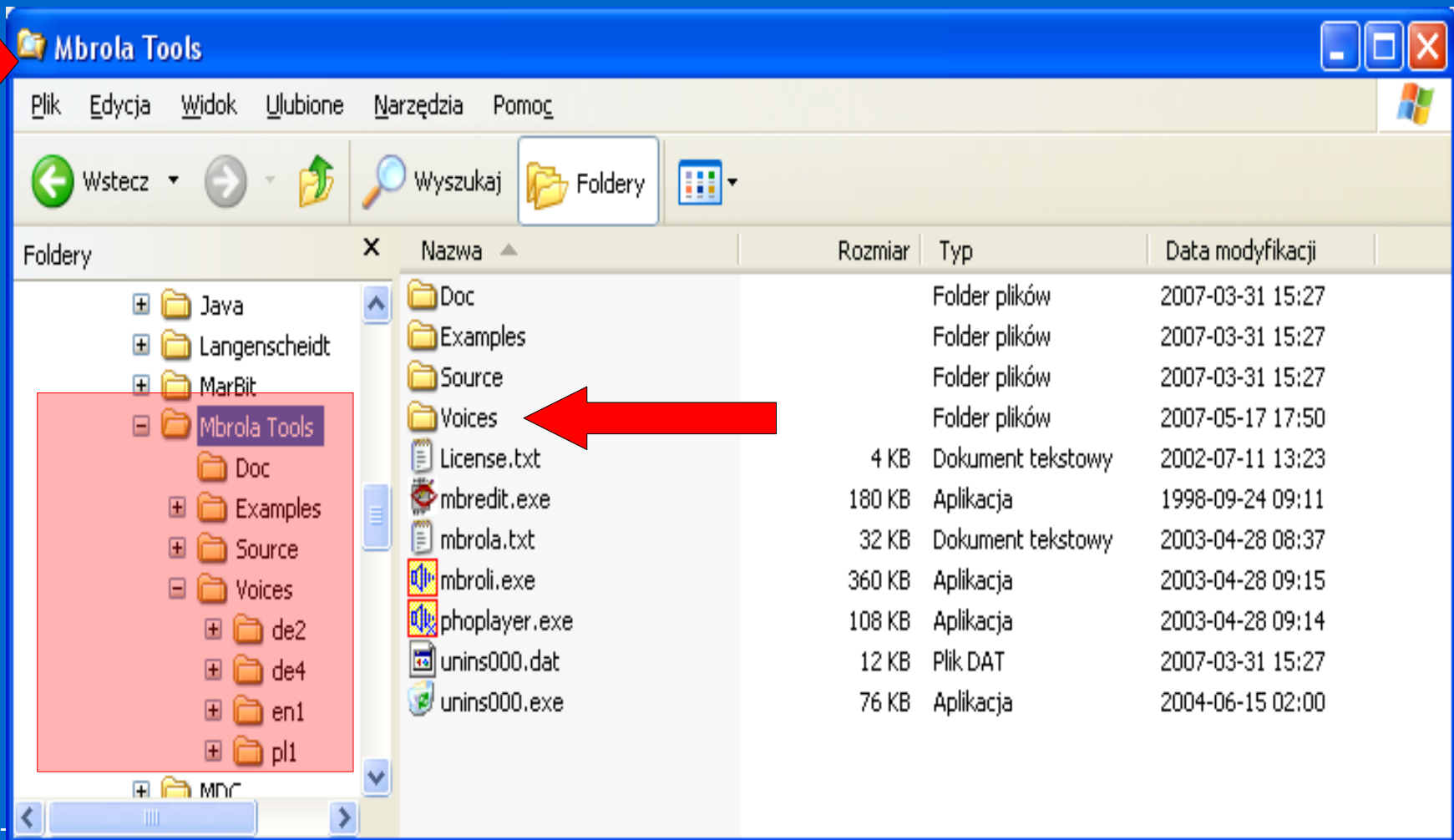
**de8: German-Bavarian Male (9.7Mb) Markus Binsteiner**

Choose a language/voice to download

Done

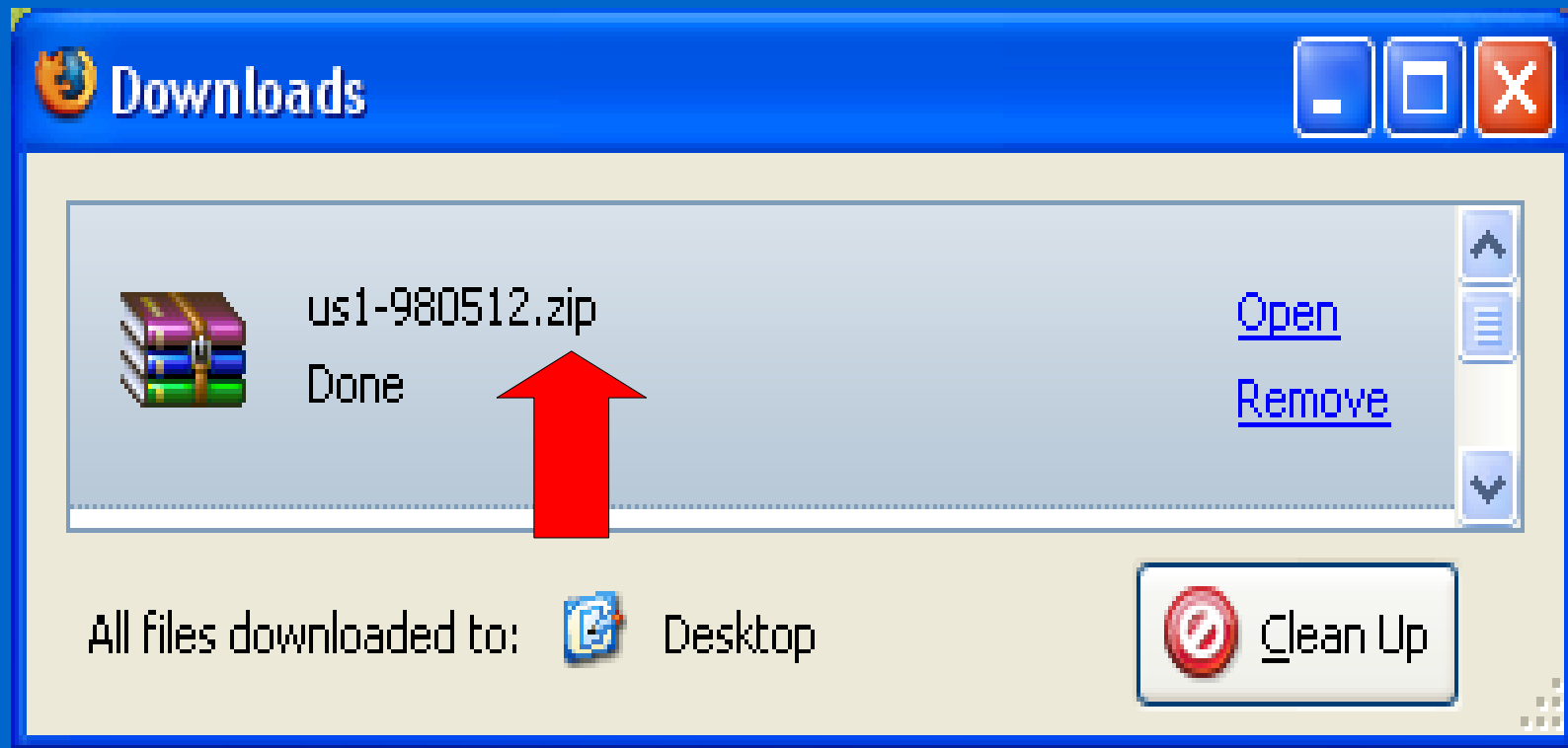
# Głosy MBROLI

- Stwórz folder “Voices” w folderze “Mbrola Tools”, który znajduje się w folderze “Program files”. Głosy MBROLI umieszczaj w tym folderze.



# Głosy MBROLI

- Rozpakuj plik z głosem MBROLI (baza difonowa).





# Instalacja głosów MBROLI

- Przejdź do “MBROLA Tools” w menu programów.
- Wybierz “Control Panel”.

The screenshot shows a presentation software window with a blue background and the text "MBROLA voices" and "Tools in the Program menu". The Start menu is open, displaying a list of programs. The "MBROLA Tools" folder is expanded, and the "Control Panel" option is highlighted. A red arrow points to the "Control Panel" option. The presentation software interface includes a "Slides" pane on the left, a "Tasks" pane on the right, and a status bar at the bottom.

Windows XP Home Edition

Start

Skype™ - jbachan

Programy

- Określ dostęp do programów i ich ustawienia domyślne
- Windows Catalog
- Windows Update
- Moje miejsca interfejsu Bluetooth
- Mozilla Firefox
- Programy
- Dokumenty
- Ustawienia
- Wyszukaj
- Pomoc i obsługa techniczna
- Uruchom...
- Zamknij...

MBROLA Tools

- Control Panel
- Control Panel Readme
- License
- MBREdit
- MBREdit Readme
- Mbrola DLL Readme
- Mbrola Readme
- Mbrola
- Mbrola Readme
- MbrPlay DLL Readme
- PhoPlayer Readme
- Uninstall Mbrola Tools

MBROLA voices

Tools in the Program menu

Slide 8 / 8

Default

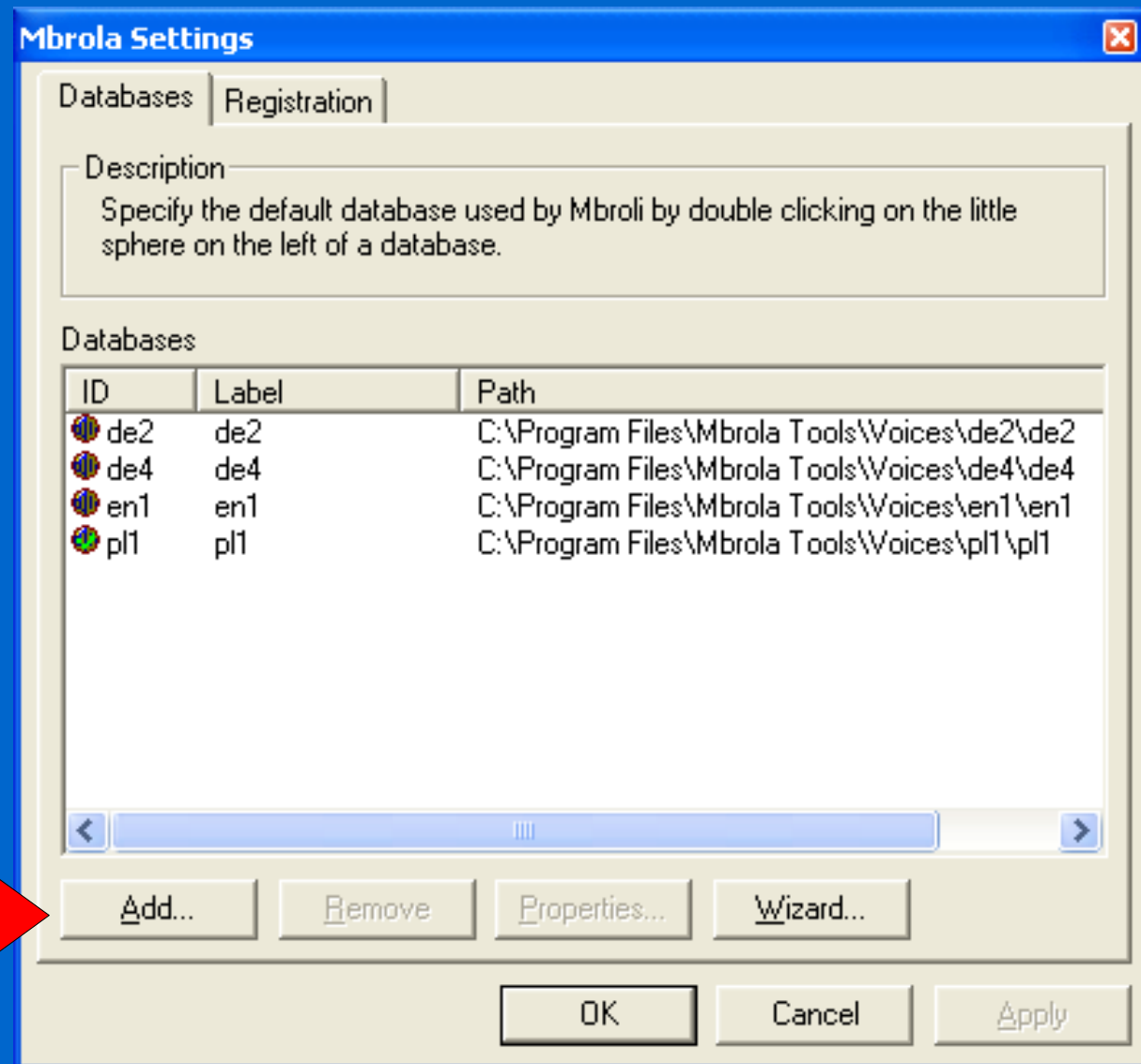
25,20 x 13,61 68% \* Slide 8 / 8 Default

76% of 1 file - Down... MBROLAdownload.od... Voices

PL 21:40

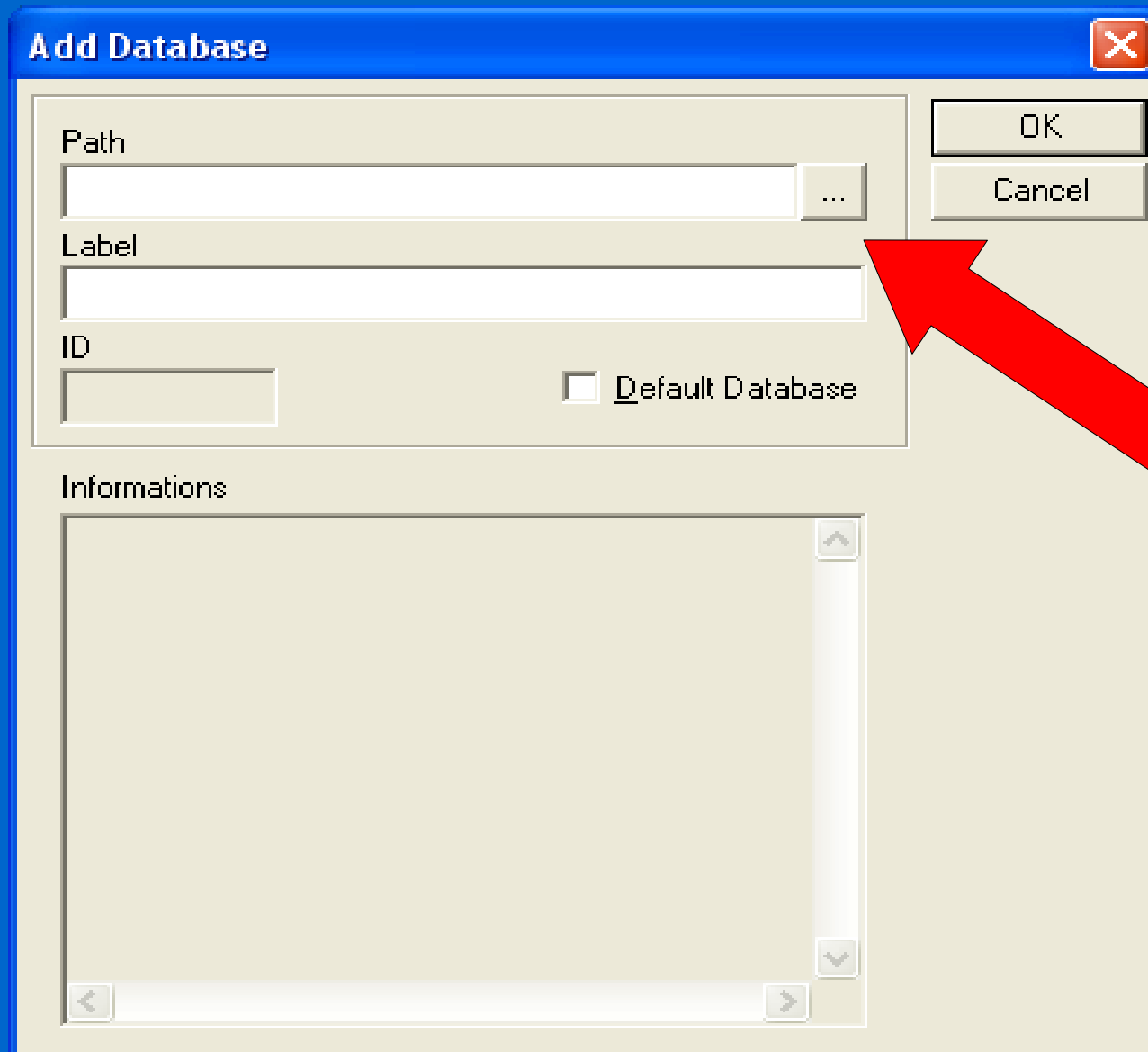
# Instalacja głosów MBROLI

- Dodaj nowe głosy.



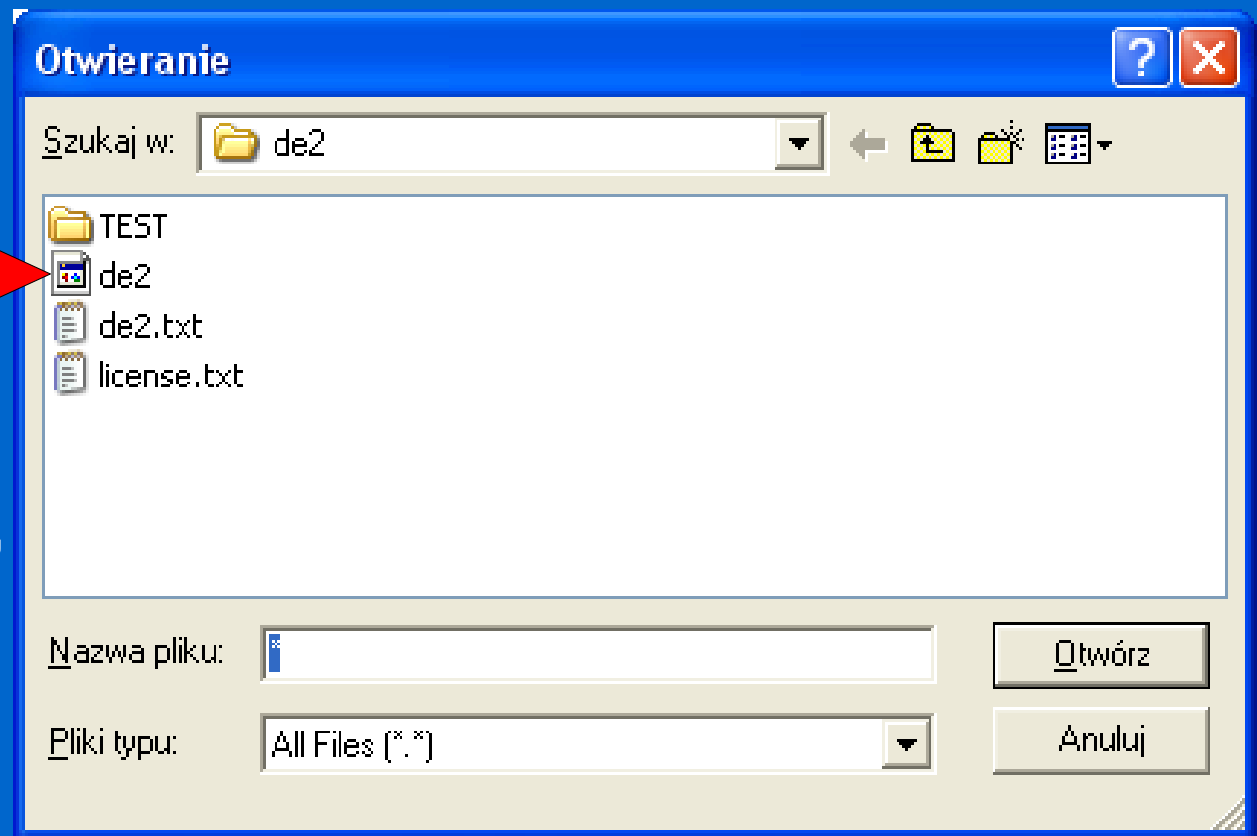
# Instalacja głosów MBROLI

- Wybierz ścieżkę do nowego głosu.



# Instalacja głosów MBROLI

- Głos jest w folderze, który przed chwilą został rozpakowany.
- Nazwa pliku z głosem może brzmieć:
  - pl1
  - us1
  - de2
  - en1
- Dodaj tyle głosów, ile chcesz.



# MBROLI

- Otwórz MBROLI z menu “MbrolaTools” i zacznij zabawę!

Slide 9

Slide 10

MBROLI

- Open MBROLI

Control Panel  
Control Panel Readme  
License  
MBEdit  
MBEdit Readme  
Mbrola DLL Readme  
Mbrola Readme  
Mbrola  
Mbrola Readme  
MbrPlay DLL Readme  
PhoPlayer Readme  
Uninstall Mbrola Tools

Outlook Express  
OpenOffice.org 2.2  
Mbrola Tools  
Skype  
Langenscheidt e-Dictionaries  
MarBit

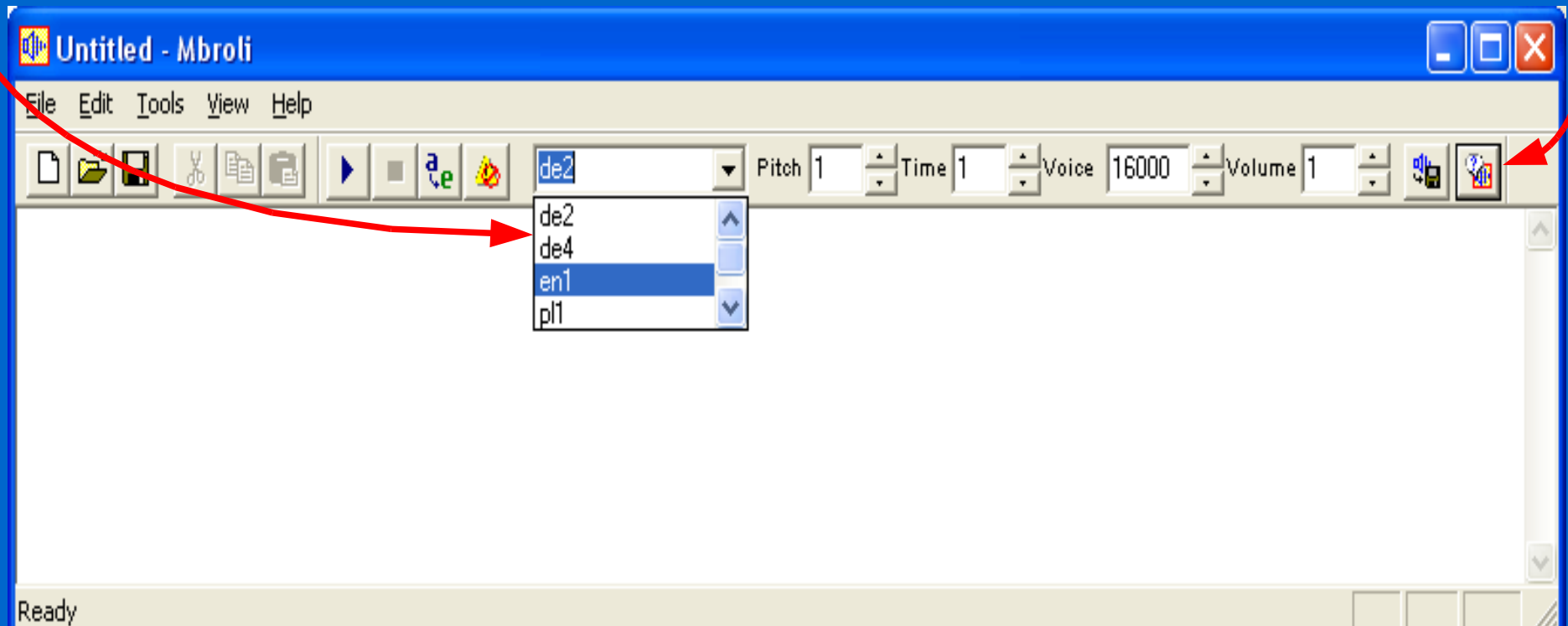
Windows XP Home Edition

Określ dostęp do programów i ich ustawienia domyślne  
Windows Catalog  
Windows Update  
Moje miejsca interfejsu Bluetooth  
Mozilla Firefox  
Programy  
Dokumenty  
Ustawienia  
Wyszukaj  
Pomoc i obsługa techniczna  
Uruchom...  
Zamknij...

1,40 / 4,91 25,20 x 13,61 68% \* Slide 12 / 12 Default

# MBROLI

- Wybierz głos, który potrzebujesz.
- Sprawdź właściwości (etykiety fonemów) głosu.



# Powodzenia!

